



VERO™ COLLECTION

TOWEL BAR

18" Chrome	77718
18" Champagne Bronze	77718-CZ
18" Venetian Bronze	77718-RB
18" Brilliance Steel	77718-SS
24" Chrome	77724
24" Champagne Bronze	77724-CZ
24" Venetian Bronze	77724-RB
24" Brilliance Steel	77724-SS



77718-SS
Vero™ 18" Towel Bar

77724-SS
Vero™ 24" Towel Bar

TOILET PAPER HOLDER

Chrome	77750
Champagne Bronze	77750-CZ
Venetian Bronze	77750-RB
Brilliance Steel	77750-SS



77746-SS
Vero™ Towel Ring



77736-SS
Vero™ Hook

TOWEL RING

Chrome	77746
Champagne Bronze	77746-CZ
Venetian Bronze	77746-RB
Brilliance Steel	77746-SS



77750-SS
Vero™ Toilet Paper Holder

ROBE HOOK

Chrome	77736
Champagne Bronze	77736-CZ
Venetian Bronze	77736-RB
Brilliance Steel	77736-SS

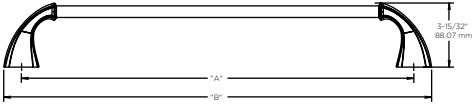

Available Finishes

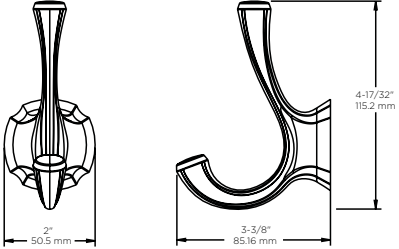
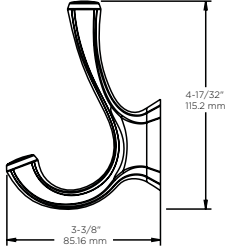


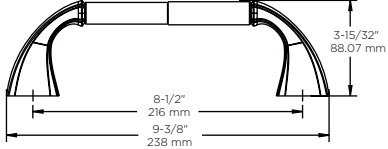
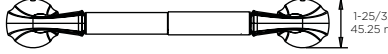
Placing an order? Send Orders to LHorders@libertyhardware.com or Fax to 1-877-763-6597

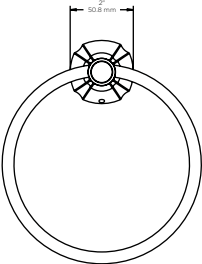
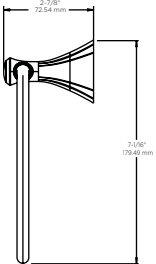
Questions about your existing order, or how to place an order?
Please email support@libertyhardware.com or call 1-800-542-3789

For additional products available from Liberty Hardware and to access literature such as the full catalog, sell sheets, and spec guides; please visit us at www.LibertyHardware.com/For-Professionals

<p>18" & 24" TOWEL BARS</p>	<p>MATERIALS:</p> <p>Posts - Zinc Die Cast Bars - Brass Wall Plate - Steel, Zinc Plated</p>
	<p>INSTALLATION:</p> <p>Mount wall plate bracket(s) per installation instructions with supplied fasteners. Slip product over wall plate(s) and tighten set screws until secure.</p>
	<p>OPTIONAL FASTENER INFORMATION:</p> <p>Wood blocking is preferable behind all wall surfaces. If wood blocking is not available, the following fasteners are suggested: Tile/Masonry - Plastic or Lead Anchors, Plaster/Drywall - Toggle Bolts.</p>
<p>PRODUCT DIMENSIONS:</p>	<p>Reference drawing at left: 18" Bar: Dim "A" 18" [436mm]; Dim "B" 20" [584mm] 24" Bar: Dim "A" 24" [584mm]; Dim "B" 26" [737mm]</p>

<p>SINGLE ROBE HOOK</p>	<p>MATERIALS:</p> <p>Posts - Zinc Die Cast Wall Plate - Steel, Zinc Plated</p>
	<p>INSTALLATION:</p> <p>Mount wall plate bracket(s) per installation instructions with supplied fasteners. Slip product over wall plate(s) and tighten set screws until secure.</p>
	<p>OPTIONAL FASTENER INFORMATION:</p> <p>Wood blocking is preferable behind all wall surfaces. If wood blocking is not available, the following fasteners are suggested: Tile/Masonry - Plastic or Lead Anchors, Plaster/Drywall - Toggle Bolts.</p>
<p>PRODUCT DIMENSIONS:</p>	<p>See drawing at left for details.</p>

<p>TOILET PAPER HOLDER</p>	<p>MATERIALS:</p> <p>Posts - Zinc Die Cast Roller - Brass Wall Plate - Steel, Zinc Plated</p>
	<p>INSTALLATION:</p> <p>Mount wall plate bracket(s) per installation instructions with supplied fasteners. Slip product over wall plate(s) and tighten set screws until secure.</p>
	<p>OPTIONAL FASTENER INFORMATION:</p> <p>Wood blocking is preferable behind all wall surfaces. If wood blocking is not available, the following fasteners are suggested: Tile/Masonry - Plastic or Lead Anchors, Plaster/Drywall - Toggle Bolts.</p>
<p>PRODUCT DIMENSIONS:</p>	<p>See drawing at left for details.</p>

<p>TOWEL RING</p>	<p>MATERIALS:</p> <p>Posts - Zinc Die Cast Ring - Brass Wall Plate - Steel, Zinc Plated</p>
	<p>INSTALLATION:</p> <p>Mount wall plate bracket(s) per installation instructions with supplied fasteners. Slip product over wall plate(s) and tighten set screws until secure.</p>
	<p>OPTIONAL FASTENER INFORMATION:</p> <p>Wood blocking is preferable behind all wall surfaces. If wood blocking is not available, the following fasteners are suggested: Tile/Masonry - Plastic or Lead Anchors, Plaster/Drywall - Toggle Bolts.</p>
<p>PRODUCT DIMENSIONS:</p>	<p>See drawing at left for details.</p>