

TRINSIC™ COLLECTION

TOWEL BAR

18" Chrome	75918
18" Brilliance Steel	75918-SS
18" Champagne Bronze	75918-CZ
18" Venetian Bronze	75918-RB
24" Chrome	75924
24" Brilliance Steel	75924-SS
24" Champagne Bronze	75924-CZ
24" Venetian Bronze	75924-RB



75918
Trinsic™ 18" Towel Bar

75924
Trinsic™ 24" Towel Bar

TOILET PAPER HOLDER

Chrome	75950
Brilliance Steel	75950-SS
Champagne Bronze	75950-CZ
Venetian Bronze	75950-RB



759460
Trinsic™ Towel Ring



75935
Trinsic™ Hook

TOWEL RING

Chrome	759460
Brilliance Steel	79746-SS
Champagne Bronze	79746-CZ
Venetian Bronze	79746-RB



75950
Trinsic™ Toilet Paper Holder

ROBE HOOK

Chrome	75935
Brilliance Steel	75935-SS
Champagne Bronze	75935-CZ
Venetian Bronze	75935-RB

Available Finishes



Chrome



Venetian
Bronze



Champagne
Bronze



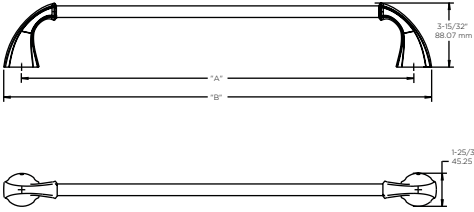
Brilliance
Steel

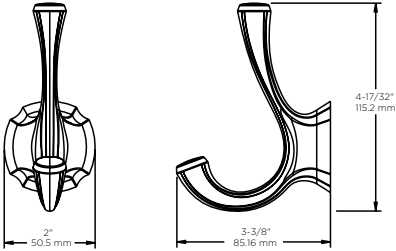


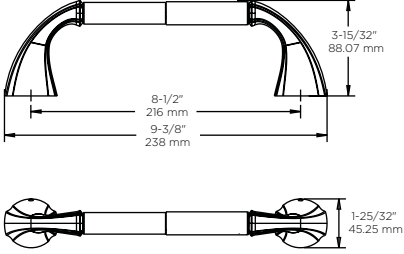
Placing an order? Send Orders to LHorders@libertyhardware.com or Fax to 1-877-763-6597

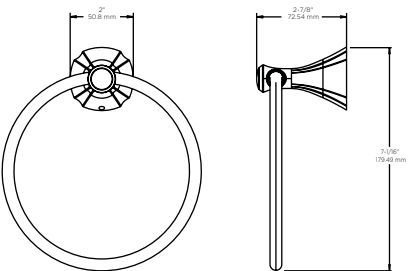
Questions about your existing order, or how to place an order?
Please email support@libertyhardware.com or call 1-800-542-3789

For additional products available from Liberty Hardware and to access literature such as the full catalog, sell sheets, and spec guides; please visit us at www.LibertyHardware.com/For-Professionals

<p>18" & 24" TOWEL BARS</p>	<p>MATERIALS:</p> <p>Posts - Zinc Die Cast Bars - Steel Tubing</p>	
	<p>INSTALLATION:</p> <p>Mount wall plate bracket(s) per installation instructions with supplied fasteners. Slip product over wall plate(s) and tighten set screws until secure.</p>	
	<p>OPTIONAL FASTENER INFORMATION:</p> <p>Wood blocking is preferable behind all wall surfaces. If wood blocking is not available, the following fasteners are suggested: Tile/Masonry - Plastic or Lead Anchors, Plaster/Drywall - Toggle Bolts.</p>	
	<p>PRODUCT DIMENSIONS:</p> <p>Reference drawing at left: 18" Bar: Dim "A" 18" [436mm]; Dim "B" 20" [584mm] 24" Bar: Dim "A" 24" [584mm]; Dim "B" 26" [737mm]</p>	

<p>SINGLE ROBE HOOK</p>	<p>MATERIALS:</p> <p>Posts - Zinc Die Cast Bars - Zinc Die Cast Wall Plate - Zinc Die Cast</p>	
	<p>INSTALLATION:</p> <p>Mount wall plate bracket(s) per installation instructions with supplied fasteners. Slip product over wall plate(s) and tighten set screws until secure.</p>	
	<p>OPTIONAL FASTENER INFORMATION:</p> <p>Wood blocking is preferable behind all wall surfaces. If wood blocking is not available, the following fasteners are suggested: Tile/Masonry - Plastic or Lead Anchors, Plaster/Drywall - Toggle Bolts.</p>	
	<p>PRODUCT DIMENSIONS:</p> <p>See drawing at left for details.</p>	

<p>TOILET PAPER HOLDER</p>	<p>MATERIALS:</p> <p>Posts - Zinc Die Cast Bars - Zinc Die Cast</p>	
	<p>INSTALLATION:</p> <p>Mount wall plate bracket(s) per installation instructions with supplied fasteners. Slip product over wall plate(s) and tighten set screws until secure.</p>	
	<p>OPTIONAL FASTENER INFORMATION:</p> <p>Wood blocking is preferable behind all wall surfaces. If wood blocking is not available, the following fasteners are suggested: Tile/Masonry - Plastic or Lead Anchors, Plaster/Drywall - Toggle Bolts.</p>	
	<p>PRODUCT DIMENSIONS:</p> <p>See drawing at left for details.</p>	

<p>TOWEL RING</p>	<p>MATERIALS:</p> <p>Posts - Zinc Die Cast Ring - Steel</p>	
	<p>INSTALLATION:</p> <p>Mount wall plate bracket(s) per installation instructions with supplied fasteners. Slip product over wall plate(s) and tighten set screws until secure.</p>	
	<p>OPTIONAL FASTENER INFORMATION:</p> <p>Wood blocking is preferable behind all wall surfaces. If wood blocking is not available, the following fasteners are suggested: Tile/Masonry - Plastic or Lead Anchors, Plaster/Drywall - Toggle Bolts.</p>	
	<p>PRODUCT DIMENSIONS:</p> <p>See drawing at left for details.</p>	