



LELAND™ COLLECTION

TOWEL BAR

18" Chrome	77818
18" Brilliance Steel	77818-SS
18" Venetian Bronze	77818-RB
24" Chrome	77824
24" Brilliance Steel	77824-SS
24" Venetian Bronze	77824-RB



77818-RB
Leland™ 18" Towel Bar

77824-RB
Leland™ 24" Towel Bar

TOILET PAPER HOLDER

Chrome	77850
Brilliance Steel	77850-SS
Venetian Bronze	77850-RB



77846-RB
Leland™ Towel Ring



77835-RB
Leland™ Hook

TOWEL RING

Chrome	77846
Brilliance Steel	77846-SS
Venetian Bronze	77846-RB

ROBE HOOK

Chrome	77835
Brilliance Steel	77835-SS
Venetian Bronze	77835-RB



77850-RB
Leland™ Toilet Paper Holder

Available Finishes



Chrome



Venetian
Bronze




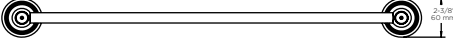
Brilliance
Steel

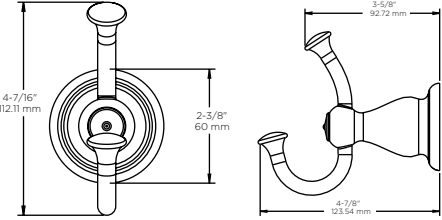


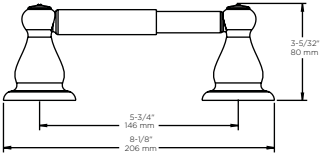
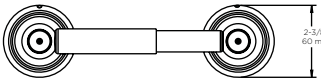
Placing an order? Send Orders to LHorders@libertyhardware.com or Fax to 1-877-763-6597

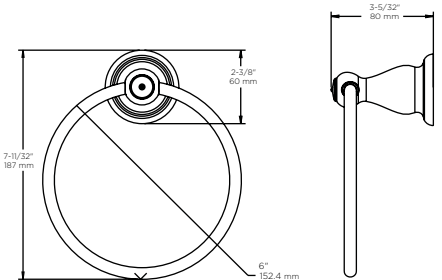
Questions about your existing order, or how to place an order?
Please email support@libertyhardware.com or call 1-800-542-3789

For additional products available from Liberty Hardware and to access literature such as the full catalog, sell sheets, and spec guides; please visit us at www.LibertyHardware.com/For-Professionals

<h2>18" & 24" TOWEL BARS</h2>	MATERIALS: Posts - Zinc Die Cast Bars - 5/8" O.D. Steel Wall Plate - Steel, Zinc Plated
	INSTALLATION: Mount wall plate bracket(s) per installation instructions with supplied fasteners. Slip product over wall plate(s) and tighten set screws until secure.
	OPTIONAL FASTENER INFORMATION: Wood blocking is preferable behind all wall surfaces. If wood blocking is not available, the following fasteners are suggested: Tile/Masonry - Plastic or Lead Anchors, Plaster/Drywall - Toggle Bolts.
PRODUCT DIMENSIONS:	Reference drawing at left: 18" Bar: Dim "A" 18" [457mm]; Dim "B" 20" [517mm] 24" Bar: Dim "A" 24" [610mm]; Dim "B" 26" [670mm]

<h2>SINGLE ROBE HOOK</h2>	MATERIALS: Posts - Zinc Die Cast Wall Plate - Steel, Zinc Plated
	INSTALLATION: Mount wall plate bracket(s) per installation instructions with supplied fasteners. Slip product over wall plate(s) and tighten set screws until secure.
PRODUCT DIMENSIONS:	OPTIONAL FASTENER INFORMATION: Wood blocking is preferable behind all wall surfaces. If wood blocking is not available, the following fasteners are suggested: Tile/Masonry - Plastic or Lead Anchors, Plaster/Drywall - Toggle Bolts.

<h2>TOILET PAPER HOLDER</h2>	MATERIALS: Posts - Zinc Die Cast Roller - Plastic, Plated Wall Plate - Steel, Zinc Plated
	INSTALLATION: Mount wall plate bracket(s) per installation instructions with supplied fasteners. Slip product over wall plate(s) and tighten set screws until secure.
	OPTIONAL FASTENER INFORMATION: Wood blocking is preferable behind all wall surfaces. If wood blocking is not available, the following fasteners are suggested: Tile/Masonry - Plastic or Lead Anchors, Plaster/Drywall - Toggle Bolts.

<h2>TOWEL RING</h2>	MATERIALS: Posts - Zinc Die Cast Ring - Steel Wall Plate - Steel, Zinc Plated
	INSTALLATION: Mount wall plate bracket(s) per installation instructions with supplied fasteners. Slip product over wall plate(s) and tighten set screws until secure.
PRODUCT DIMENSIONS:	OPTIONAL FASTENER INFORMATION: Wood blocking is preferable behind all wall surfaces. If wood blocking is not available, the following fasteners are suggested: Tile/Masonry - Plastic or Lead Anchors, Plaster/Drywall - Toggle Bolts.