



DRYDEN™ COLLECTION

TOWEL BAR

18" Chrome	75118
18" Brilliance Stainless	75118-SS
18" Venetian Bronze®	75118-RB
24" Chrome	75124
24" Brilliance Stainless	75124-SS
24" Venetian Bronze®	75124-RB



128888
Dryden™ 18" Towel Bar

79224-CZ
Dryden™ 24" Towel Bar

TOILET PAPER HOLDER

Chrome	75150
Brilliance Stainless	75150-SS
Venetian Bronze®	1275150-RB



128891
Dryden™ Towel Ring



128890
Dryden™ Hook

TOWEL RING

Chrome	75146
Brilliance Stainless	75146-SS
Venetian Bronze®	75146-RB



128892
Dryden™ Toilet Paper Holder

ROBE HOOK

Chrome	75135
Brilliance Stainless	75135-SS
Venetian Bronze®	75135-RB

Available Finishes



Chrome



Venetian
Bronze®



Brilliance
Steel



Champagne
Bronze



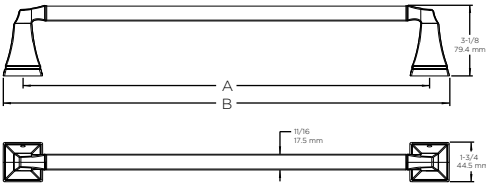
Polished
Nickel

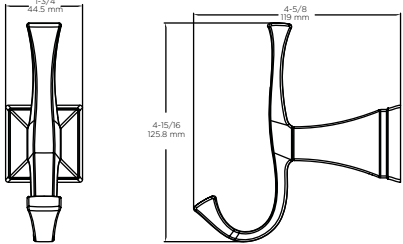


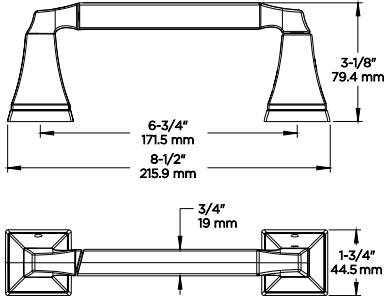
Placing an order? Send Orders to LHorders@libertyhardware.com or Fax to 1-877-763-6597

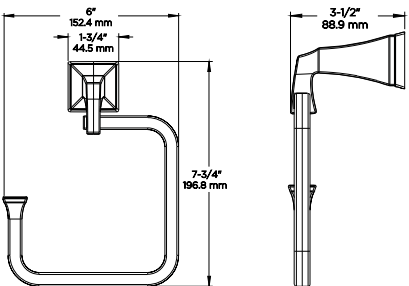
Questions about your existing order, or how to place an order?
Please email support@libertyhardware.com or call 1-800-542-3789

For additional products available from Liberty Hardware and to access literature such as the full catalog, sell sheets, and spec guides; please visit us at www.LibertyHardware.com/For-Professionals

<h2>18" & 24" TOWEL BARS</h2>	MATERIALS: Posts - Zinc Die Cast Bars - Brass Tubing Wall Plate - Steel, Zinc Plated
	INSTALLATION: Mount wall plate bracket(s) per installation instructions with supplied fasteners. Slip product over wall plate(s) and tighten set screws until secure.
	OPTIONAL FASTENER INFORMATION: Wood blocking is preferable behind all wall surfaces. If wood blocking is not available, the following fasteners are suggested: Tile/Masonry - Plastic or Lead Anchors, Plaster/Drywall - Toggle Bolts.
	PRODUCT DIMENSIONS: Reference drawing at left: 18" Bar: Dim "A" 18" [436mm]; Dim "B" 20" [584mm] 24" Bar: Dim "A" 24" [584mm]; Dim "B" 26" [737mm]

<h2>SINGLE ROBE HOOK</h2>	MATERIALS: Posts - Zinc Die Cast Hook - Zinc Die Cast Wall Plate - Zinc Die Cast
	INSTALLATION: Mount wall plate bracket(s) per installation instructions with supplied fasteners. Slip product over wall plate(s) and tighten set screws until secure.
	OPTIONAL FASTENER INFORMATION: Wood blocking is preferable behind all wall surfaces. If wood blocking is not available, the following fasteners are suggested: Tile/Masonry - Plastic or Lead Anchors, Plaster/Drywall - Toggle Bolts.
	PRODUCT DIMENSIONS: See drawing at left for details.

<h2>TOILET PAPER HOLDER</h2>	MATERIALS: Posts - Zinc Die Cast Roller - Zinc Die Cast Wall Plate - Zinc Die Cast
	INSTALLATION: Mount wall plate bracket(s) per installation instructions with supplied fasteners. Slip product over wall plate(s) and tighten set screws until secure.
	OPTIONAL FASTENER INFORMATION: Wood blocking is preferable behind all wall surfaces. If wood blocking is not available, the following fasteners are suggested: Tile/Masonry - Plastic or Lead Anchors, Plaster/Drywall - Toggle Bolts.
	PRODUCT DIMENSIONS: See drawing at left for details.

<h2>TOWEL RING</h2>	MATERIALS: Posts - Zinc Die Cast Bars - Steel Wall Plate - Steel, Zinc Plated
	INSTALLATION: Mount wall plate bracket(s) per installation instructions with supplied fasteners. Slip product over wall plate(s) and tighten set screws until secure.
	OPTIONAL FASTENER INFORMATION: Wood blocking is preferable behind all wall surfaces. If wood blocking is not available, the following fasteners are suggested: Tile/Masonry - Plastic or Lead Anchors, Plaster/Drywall - Toggle Bolts.
	PRODUCT DIMENSIONS: See drawing at left for details.