



CASSIDY™ COLLECTION

TOWEL BAR

12" Chrome	79712
12" Polished Nickel	79712-PN
12" Champagne Bronze	79712-CZ
12" Venetian Bronze	79712-RB
12" Brilliance Stainless	79712-SS
18" Chrome	79718
18" Polished Nickel	79718-PN
18" Champagne Bronze	79718-CZ
18" Venetian Bronze	79718-RB
18" Brilliance Stainless	79718-SS
24" Chrome	79724
24" Polished Nickel	79724-PN
24" Champagne Bronze	79724-CZ
24" Venetian Bronze	79724-RB
24" Brilliance Stainless	79724-SS



79718-RB
Cassidy™ 18" Towel Bar

79724-RB
Cassidy™ 24" Towel Bar

TOILET PAPER HOLDER

Chrome	79750
Polished Nickel	79750-PN
Champagne Bronze	79750-CZ
Venetian Bronze	79750-RB
Brilliance Stainless	79750-SS



79746-RB
Cassidy™ Towel Ring



79735-RB
Cassidy™ Hook

TOWEL RING

Chrome	79746
Polished Nickel	79746-PN
Champagne Bronze	79746-CZ
Venetian Bronze	79746-RB
Brilliance Stainless	79746-SS




79750-RB
Cassidy™ Toilet Paper Holder

ROBE HOOK

Chrome	79735
Polished Nickel	79735-PN
Champagne Bronze	79735-CZ
Venetian Bronze	79735-RB
Brilliance Stainless	79735-SS

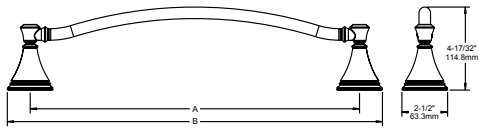
Available Finishes

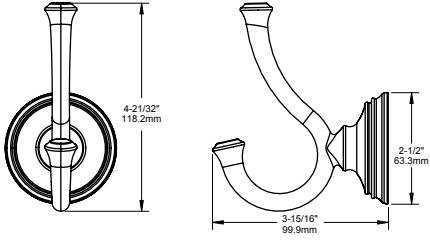


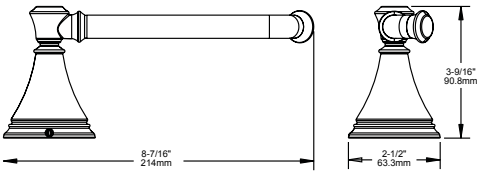
Placing an order? Send Orders to LHorders@libertyhardware.com or Fax to 1-877-763-6597

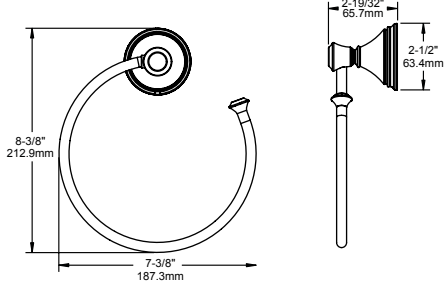
Questions about your existing order, or how to place an order?
Please email support@libertyhardware.com or call 1-800-542-3789

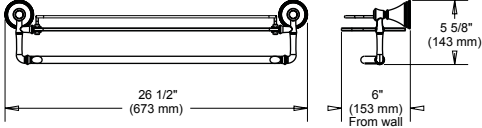
For additional products available from Liberty Hardware and to access literature such as the full catalog, sell sheets, and spec guides; please visit us at www.LibertyHardware.com/For-Professionals

<h2>18" & 24" TOWEL BARS</h2>	MATERIALS:	Posts - Zinc Die Cast Bars - 304 Brilliance Stainless for SS finish, and steel for other finish Wall Plate - Steel, Zinc Plated
	INSTALLATION:	Mount wall plate bracket(s) per installation instructions with supplied fasteners. Slip product over wall plate(s) and tighten set screws until secure.
	OPTIONAL FASTENER INFORMATION:	Wood blocking is preferable behind all wall surfaces. If wood blocking is not available, the following fasteners are suggested: Tile/Masonry - Plastic or Lead Anchors, Plaster/Drywall - Toggle Bolts.
	PRODUCT DIMENSIONS:	Reference drawing at left: 18" Bar: Dim "A" 18" [436mm]; Dim "B" 20" [584mm] 24" Bar: Dim "A" 24" [584mm]; Dim "B" 26" [737mm]

<h2>SINGLE ROBE HOOK</h2>	MATERIALS:	Posts - Zinc Die Cast Wall Plate - Steel, Zinc Plated
	INSTALLATION:	Mount wall plate bracket(s) per installation instructions with supplied fasteners. Slip product over wall plate(s) and tighten set screws until secure.
	OPTIONAL FASTENER INFORMATION:	Wood blocking is preferable behind all wall surfaces. If wood blocking is not available, the following fasteners are suggested: Tile/Masonry - Plastic or Lead Anchors, Plaster/Drywall - Toggle Bolts.
	PRODUCT DIMENSIONS:	See drawing at left for details.

<h2>TOILET PAPER HOLDER</h2>	MATERIALS:	Posts - Zinc Die Cast Bars - 304 Brilliance Stainless for SS finish, and steel for other finish Wall Plate - Steel, Zinc Plated
	INSTALLATION:	Mount wall plate bracket(s) per installation instructions with supplied fasteners. Slip product over wall plate(s) and tighten set screws until secure.
	OPTIONAL FASTENER INFORMATION:	Wood blocking is preferable behind all wall surfaces. If wood blocking is not available, the following fasteners are suggested: Tile/Masonry - Plastic or Lead Anchors, Plaster/Drywall - Toggle Bolts.
	PRODUCT DIMENSIONS:	See drawing at left for details.

<h2>TOWEL RING</h2>	MATERIALS:	Posts - Zinc Die Cast Ring - 304 Brilliance Stainless for SS finish, and steel for other finishes Wall Plate - Steel, Zinc Plated
	INSTALLATION:	Mount wall plate bracket(s) per installation instructions with supplied fasteners. Slip product over wall plate(s) and tighten set screws until secure.
	OPTIONAL FASTENER INFORMATION:	Wood blocking is preferable behind all wall surfaces. If wood blocking is not available, the following fasteners are suggested: Tile/Masonry - Plastic or Lead Anchors, Plaster/Drywall - Toggle Bolts.
	PRODUCT DIMENSIONS:	See drawing at left for details.

<p>18" GLASS SHELF WITH BAR</p>	<p>MATERIALS:</p>	<p>Posts - Zinc Die Cast Shelf - Glass Bars - 304 Stainless Steel for SS finish, and steel for other finishes Wall Plates - Steel, Zinc Plated</p>
	<p>INSTALLATION:</p>	<p>Mount wall plate bracket(s) per installation instructions with supplied fasteners. Slip product over wall plate(s) and slide down to secure.</p>
	<p>OPTIONAL FASTENER INFORMATION:</p>	<p>Wood blocking is preferable behind all wall surfaces. If wood blocking is not available, the following fasteners are suggested: Tile/Masonry - Plastic or Lead Anchors, Plaster/Drywall - Toggle Bolts.</p>
	<p>SPECIFICATION:</p>	<p>Surface mounted towel bar shall be model (fill in model number) by Liberty Hardware Manufacturing Corporation.</p>