

CARLISLE™ COLLECTION

TOWEL BAR

18" Brushed Nickel 73918-BN
 24" Brushed Nickel 73924-BN

TOILET PAPER HOLDER

Brushed Nickel 73950-BN

TOWEL RING

Brushed Nickel 73946-BN

ROBE HOOK

Brushed Nickel 73935-BN



73918-BN
 Carlisle™ 18" Towel Bar

73924-BN
 Carlisle™ 24" Towel Bar



73946-BN
 Carlisle™ Towel Ring



73935-BN
 Carlisle™ Hook



73950-BN
 Carlisle™ Toilet Paper Holder

Available Finishes



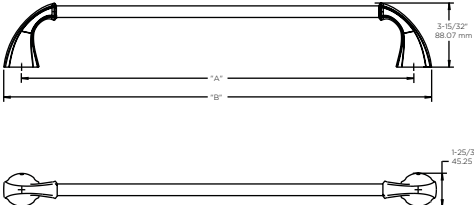
Spotshield
 Brushed
 Nickel

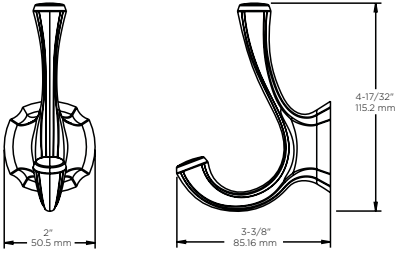


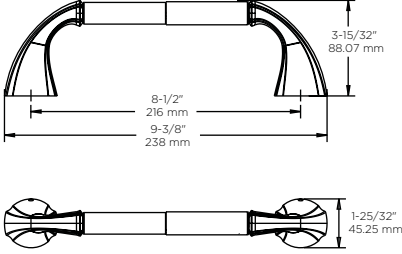
Placing an order? Send Orders to LHorders@libertyhardware.com or Fax to 1-877-763-6597

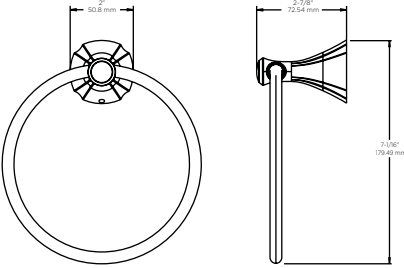
Questions about your existing order, or how to place an order?
 Please email support@libertyhardware.com or call 1-800-542-3789

For additional products available from Liberty Hardware and to access literature such as the full catalog, sell sheets, and spec guides; please visit us at www.LibertyHardware.com/For-Professionals

18" & 24" TOWEL BARS	MATERIALS:	Posts - Zinc Die Cast Bars - Steel
	INSTALLATION:	Mount wall plate bracket(s) per installation instructions with supplied fasteners. Slip product over wall plate(s) and tighten set screws until secure.
	OPTIONAL FASTENER INFORMATION:	Wood blocking is preferable behind all wall surfaces. If wood blocking is not available, the following fasteners are suggested: Tile/Masonry - Plastic or Lead Anchors, Plaster/Drywall - Toggle Bolts.
	PRODUCT DIMENSIONS:	Reference drawing at left: 18" Bar: Dim "A" 18" [436mm]; Dim "B" 20" [584mm] 24" Bar: Dim "A" 24" [584mm]; Dim "B" 26" [737mm]

SINGLE ROBE HOOK	MATERIALS:	Posts - Zinc Die Cast
	INSTALLATION:	Mount wall plate bracket(s) per installation instructions with supplied fasteners. Slip product over wall plate(s) and tighten set screws until secure.
	OPTIONAL FASTENER INFORMATION:	Wood blocking is preferable behind all wall surfaces. If wood blocking is not available, the following fasteners are suggested: Tile/Masonry - Plastic or Lead Anchors, Plaster/Drywall - Toggle Bolts.
	PRODUCT DIMENSIONS:	See drawing at left for details.

TOILET PAPER HOLDER	MATERIALS:	Posts - Zinc Die Cast Bars - Zinc Die Cast
	INSTALLATION:	Mount wall plate bracket(s) per installation instructions with supplied fasteners. Slip product over wall plate(s) and tighten set screws until secure.
	OPTIONAL FASTENER INFORMATION:	Wood blocking is preferable behind all wall surfaces. If wood blocking is not available, the following fasteners are suggested: Tile/Masonry - Plastic or Lead Anchors, Plaster/Drywall - Toggle Bolts.
	PRODUCT DIMENSIONS:	See drawing at left for details.

TOWEL RING	MATERIALS:	Posts - Zinc Die Cast Ring - Steel
	INSTALLATION:	Mount wall plate bracket(s) per installation instructions with supplied fasteners. Slip product over wall plate(s) and tighten set screws until secure.
	OPTIONAL FASTENER INFORMATION:	Wood blocking is preferable behind all wall surfaces. If wood blocking is not available, the following fasteners are suggested: Tile/Masonry - Plastic or Lead Anchors, Plaster/Drywall - Toggle Bolts.
	PRODUCT DIMENSIONS:	See drawing at left for details.