

ASHLYN™ COLLECTION

TOWEL BAR

18" Chrome	76418
18" Brilliance Steel	76418-SS
18" Venetian Bronze	76418-RB
24" Chrome	76424
24" Venetian Bronze	76424-RB
24" Brilliance Steel	76424-SS



76418-SS
Ashlyn™ 18" Towel Bar

76424-SS
Ashlyn™ 24" Towel Bar

TOILET PAPER HOLDER

Chrome	76450
Brilliance Steel	76450-SS
Venetian Bronze	76450-RB



76446-SS
Ashlyn™ Towel Ring



76435-SS
Ashlyn™ Hook

TOWEL RING

Chrome	76446
Brilliance Steel	76446-SS
Venetian Bronze	76446-RB

ROBE HOOK

Chrome	76435
Brilliance Steel	76435-SS
Venetian Bronze	76435-RB



76450-SS
Ashlyn™ Toilet Paper Holder

Available Finishes



Chrome



Venetian
Bronze



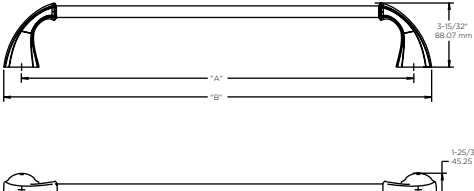
Brilliance
Steel

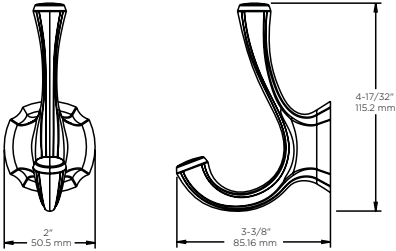


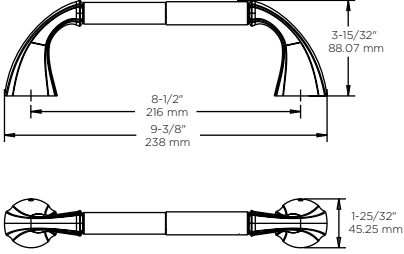
Placing an order? Send Orders to LHorders@libertyhardware.com or Fax to 1-877-763-6597

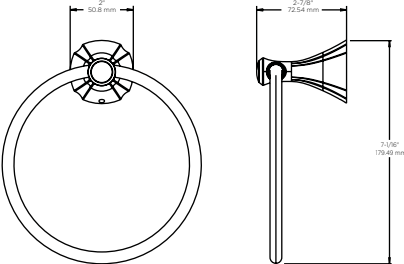
Questions about your existing order, or how to place an order?
Please email support@libertyhardware.com or call 1-800-542-3789

For additional products available from Liberty Hardware and to access literature such as the full catalog, sell sheets, and spec guides; please visit us at www.LibertyHardware.com/For-Professionals

<p>18" & 24" TOWEL BARS</p>	<p>MATERIALS:</p> <p>Posts - Zinc Die Cast Bars - Steel Wall Plate - Steel, Zinc Plated</p>
	<p>INSTALLATION:</p> <p>Mount wall plate bracket(s) per installation instructions with supplied fasteners. Slip product over wall plate(s) and tighten set screws until secure.</p>
	<p>OPTIONAL FASTENER INFORMATION:</p> <p>Wood blocking is preferable behind all wall surfaces. If wood blocking is not available, the following fasteners are suggested: Tile/Masonry - Plastic or Lead Anchors, Plaster/Drywall - Toggle Bolts.</p>
	<p>PRODUCT DIMENSIONS:</p> <p>Reference drawing at left: 18" Bar: Dim "A" 18" [436mm]; Dim "B" 20" [584mm] 24" Bar: Dim "A" 24" [584mm]; Dim "B" 26" [737mm]</p>

<p>SINGLE ROBE HOOK</p>	<p>MATERIALS:</p> <p>Posts - Zinc Die Cast Wall Plate - Steel, Zinc Plated</p>
	<p>INSTALLATION:</p> <p>Mount wall plate bracket(s) per installation instructions with supplied fasteners. Slip product over wall plate(s) and tighten set screws until secure.</p>
	<p>OPTIONAL FASTENER INFORMATION:</p> <p>Wood blocking is preferable behind all wall surfaces. If wood blocking is not available, the following fasteners are suggested: Tile/Masonry - Plastic or Lead Anchors, Plaster/Drywall - Toggle Bolts.</p>
	<p>PRODUCT DIMENSIONS:</p> <p>See drawing at left for details.</p>

<p>TOILET PAPER HOLDER</p>	<p>MATERIALS:</p> <p>Posts - Zinc Die Cast Bars - Steel Wall Plate - Steel, Zinc Plated</p>
	<p>INSTALLATION:</p> <p>Mount wall plate bracket(s) per installation instructions with supplied fasteners. Slip product over wall plate(s) and tighten set screws until secure.</p>
	<p>OPTIONAL FASTENER INFORMATION:</p> <p>Wood blocking is preferable behind all wall surfaces. If wood blocking is not available, the following fasteners are suggested: Tile/Masonry - Plastic or Lead Anchors, Plaster/Drywall - Toggle Bolts.</p>
	<p>PRODUCT DIMENSIONS:</p> <p>See drawing at left for details.</p>

<p>TOWEL RING</p>	<p>MATERIALS:</p> <p>Posts - Zinc Die Cast Bars - Steel Wall Plate - Steel, Zinc Plated</p>
	<p>INSTALLATION:</p> <p>Mount wall plate bracket(s) per installation instructions with supplied fasteners. Slip product over wall plate(s) and tighten set screws until secure.</p>
	<p>OPTIONAL FASTENER INFORMATION:</p> <p>Wood blocking is preferable behind all wall surfaces. If wood blocking is not available, the following fasteners are suggested: Tile/Masonry - Plastic or Lead Anchors, Plaster/Drywall - Toggle Bolts.</p>
	<p>PRODUCT DIMENSIONS:</p> <p>See drawing at left for details.</p>