

MAXTED™ COLLECTION

TOWEL BARS

18" Polished Chrome	MAX18-PC
18" Satin Nickel	MAX18-SN
18" Venetian Bronze	MAX18-VBR
24" Polished Chrome	MAX24-PC
24" Satin Nickel	MAX24-SN
24" Venetian Bronze	MAX24-VBR

EURO TOILET PAPER HOLDER

Polished Chrome	MAX50-PC
Satin Nickel	MAX50-SN
Venetian Bronze	MAX50-VBR

TOWEL RING

Polished Chrome	MAX46-PC
Satin Nickel	MAX46-SN
Venetian Bronze	MAX46-VBR

ROBE HOOK

Polished Chrome	MAX35-PC
Satin Nickel	MAX35-SN
Venetian Bronze	MAX35-VBR

SINGLE ARM TOILET PAPER HOLDER

Polished Chrome	MAX51-PC
Satin Nickel	MAX51-SN

DOUBLE ARM TOILET PAPER HOLDER

Chrome	MAX53-PC
Satin Nickel	MAX53-SN

24" TOWEL SHELF

Chrome	MAX93-PC
Satin Nickel	MAX93-SN



Available Finishes



Satin Nickel




Polished Chrome (shown)



Venetian Bronze

NEW Q4 2018



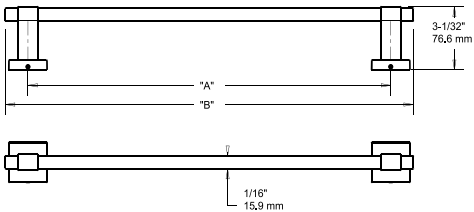
Flat Black

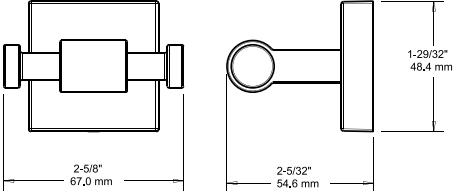
FranklinBrass®
A Liberty Hardware Brand

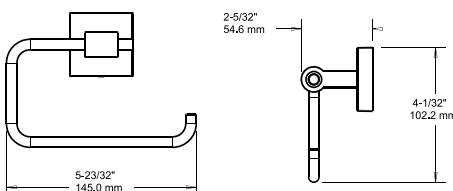
For product information reference our Trade catalog online: **FOR PROFESSIONALS**

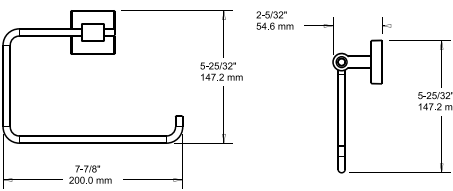
For accounts or product inquiry, email: support@libertyhardware.com

To place orders (existing account holders) email: LHorders@libertyhardware.com

<h2>18" & 24" TOWEL BARS</h2>	MATERIALS: Posts - Zinc Die Cast Bars - Steel Wall Plate - Steel, Zinc Plated
	INSTALLATION: Mount wall plate bracket(s) per installation instructions with supplied fasteners. Slip product over wall plate(s) and tighten set screws until secure.
	OPTIONAL FASTENER INFORMATION: Wood blocking is preferable behind all wall surfaces. If wood blocking is not available, the following fasteners are suggested: Tile/Masonry - Plastic or Lead Anchors, Plaster/Drywall - Toggle Bolts.
	PRODUCT DIMENSIONS: Reference drawing at left: 18" Bar: Dim "A" 18" [457mm]; Dim "B" 20" [514mm] 24" Bar: Dim "A" 24" [610mm]; Dim "B" 26" [667mm]

<h2>SINGLE ROBE HOOK</h2>	MATERIALS: Posts - Zinc Die Cast Bars - Steel Wall Plate - Steel, Zinc Plated
	INSTALLATION: Mount wall plate bracket(s) per installation instructions with supplied fasteners. Slip product over wall plate(s) and tighten set screws until secure.
	OPTIONAL FASTENER INFORMATION: Wood blocking is preferable behind all wall surfaces. If wood blocking is not available, the following fasteners are suggested: Tile/Masonry - Plastic or Lead Anchors, Plaster/Drywall - Toggle Bolts.
	PRODUCT DIMENSIONS: See drawing at left for details.

<h2>EURO TOILET PAPER HOLDER</h2>	MATERIALS: Posts - Zinc Die Cast Bars - Steel Wall Plate - Steel, Zinc Plated
	INSTALLATION: Mount wall plate bracket(s) per installation instructions with supplied fasteners. Slip product over wall plate(s) and tighten set screws until secure.
	OPTIONAL FASTENER INFORMATION: Wood blocking is preferable behind all wall surfaces. If wood blocking is not available, the following fasteners are suggested: Tile/Masonry - Plastic or Lead Anchors, Plaster/Drywall - Toggle Bolts.
	PRODUCT DIMENSIONS: See drawing at left for details.

<h2>TOWEL RING</h2>	MATERIALS: Posts - Zinc Die Cast Bars - Steel Wall Plate - Steel, Zinc Plated
	INSTALLATION: Mount wall plate bracket(s) per installation instructions with supplied fasteners. Slip product over wall plate(s) and tighten set screws until secure.
	OPTIONAL FASTENER INFORMATION: Wood blocking is preferable behind all wall surfaces. If wood blocking is not available, the following fasteners are suggested: Tile/Masonry - Plastic or Lead Anchors, Plaster/Drywall - Toggle Bolts.
	PRODUCT DIMENSIONS: See drawing at left for details.

<p align="center">SINGLE ARM TOILET PAPER HOLDER</p>	<p>MATERIALS:</p>	<p>Posts - Zinc Die Cast Bar & End Cap - Steel Wall Plate - Steel, Zinc Plated</p>
	<p>INSTALLATION:</p>	<p>Mount wall plate bracket(s) per installation instructions with supplied fasteners. Slip product over wall plate(s) and tighten set screws until secure.</p>
	<p>OPTIONAL FASTENER INFORMATION:</p>	<p>Wood blocking is preferable behind all wall surfaces. If wood blocking is not available, the following fasteners are suggested: Tile/Masonry - Plastic or Lead Anchors, Plaster/Drywall - Toggle Bolts.</p>
	<p>PRODUCT DIMENSIONS:</p>	<p>See drawing at left for details.</p>

<p align="center">DOUBLE ARM TOILET PAPER HOLDER</p>	<p>MATERIALS:</p>	<p>Posts - Zinc Die Cast Bars & Endcap - Steel Wall Plate - Steel, Zinc Plated</p>
	<p>INSTALLATION:</p>	<p>Mount wall plate bracket(s) per installation instructions with supplied fasteners. Slip product over wall plate(s) and tighten set screws until secure.</p>
	<p>OPTIONAL FASTENER INFORMATION:</p>	<p>Wood blocking is preferable behind all wall surfaces. If wood blocking is not available, the following fasteners are suggested: Tile/Masonry - Plastic or Lead Anchors, Plaster/Drywall - Toggle Bolts.</p>
	<p>PRODUCT DIMENSIONS:</p>	<p>See drawing at left for details.</p>

<p align="center">24\"/> </p>	<p>MATERIALS:</p>	<p>Posts - Zinc Die Cast Bar - Steel Wall Plate - Steel, Zinc Plated</p>
	<p>INSTALLATION:</p>	<p>Mount wall plate bracket(s) per installation instructions with supplied fasteners. Slip product over wall plate(s) and tighten set screws until secure.</p>
	<p>OPTIONAL FASTENER INFORMATION:</p>	<p>Wood blocking is preferable behind all wall surfaces. If wood blocking is not available, the following fasteners are suggested: Tile/Masonry - Plastic or Lead Anchors, Plaster/Drywall - Toggle Bolts.</p>
	<p>PRODUCT DIMENSIONS:</p>	<p>See drawing at left for details.</p>