

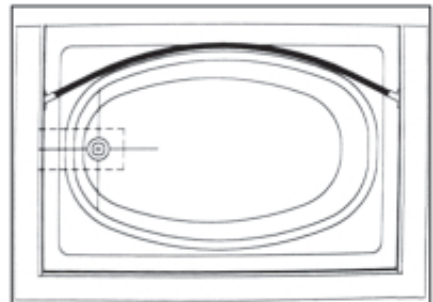
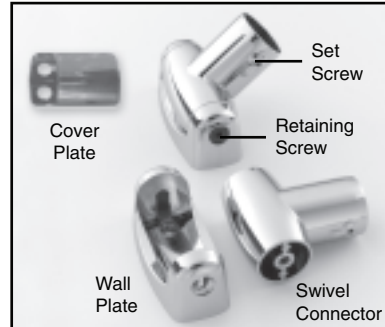
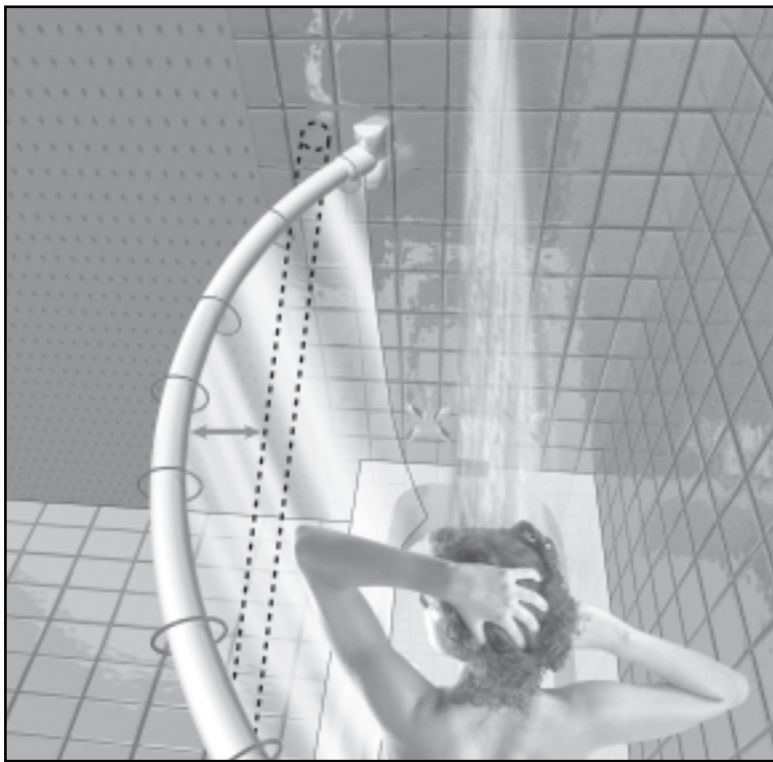
TECHNICAL DATA

LIBERTY HARDWARE[®] MANUFACTURING CORPORATION

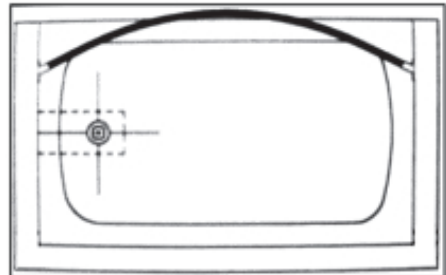
A Masco Company

140 Business Park Drive • Winston-Salem, NC 27107
800.542.3789 • T 336.769.4077 • F 336.769.1839
www.libertyhardware.com

CURVED SHOWER ROD 190 Series



Oval Tub



Standard Tub

MATERIALS: Tubing is of 1" O.D. x .028 (22 gauge) seamless type 304 stainless steel. 190-5W & 190-6W tubing is of .035 20 gauge steel, powder coated white. Swivel Brackets are of zinc die cast. Screw Hole Cover Plate is of ABS plated plastic.

INSTALLATION: Mount wall plates 3" inside where a straight rod would normally go with 4-#* x 1-1/2" flathead stainless steel screws provided. Place rod with swivel connectors attached and set screws facing up into wall plates. Screw in and tighten 4-3/4" retaining screws. Adjust rod and tighten set screws into swivel connectors with allen wrench provided.

Wood blocking is preferable behind all wall surfaces. If wood blocking is not available, use anchors or plugs provided with screws. See complete mounting, installation and anchor instructions in each rod package.

SPECIFICATION: Surface Curved Shower Rod shall be model _____ (fill in model number)
by Liberty Hardware Manufacturing Corporation.