

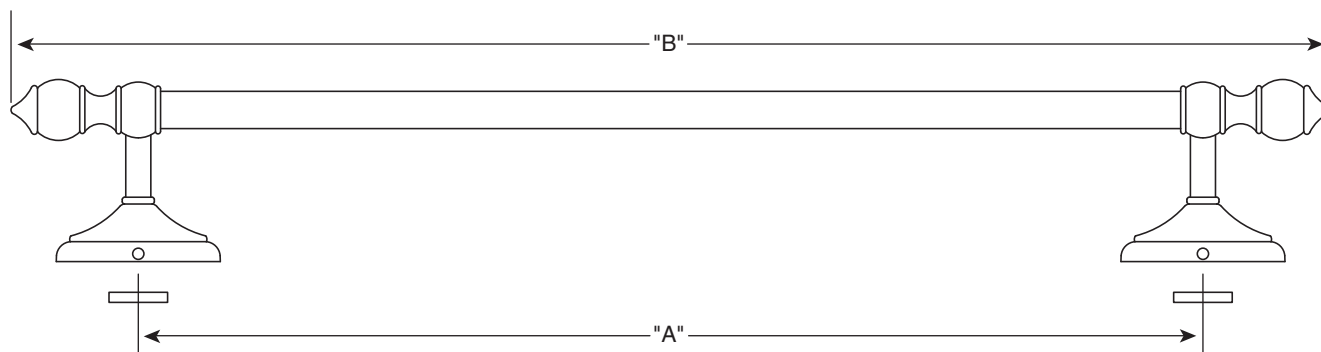
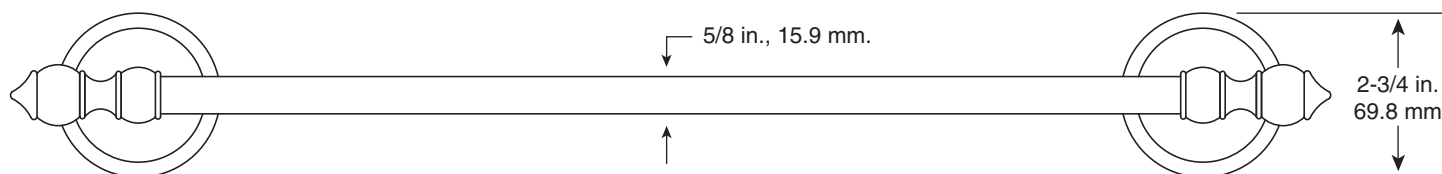
TECHNICAL DATA

LIBERTY HARDWARE®
MANUFACTURING CORPORATION

A Masco Company

140 Business Park Drive • Winston-Salem, NC 27107
800.542.3789 • T 336.769.4077 • F 336.769.1839
www.libertyhardware.com

GRAYSON
Towel Bar

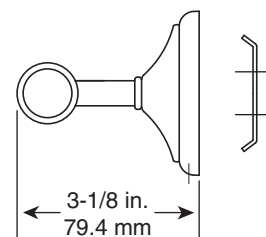


18 in. TOWEL BAR

"A" = 17-1/4 in., 438.2 mm
"B" = 21-7/8 in., 555.6 mm

24 in. TOWEL BAR

"A" = 23-1/4 in., 590.6 mm
"B" = 27-7/8 in., 708 mm



MATERIALS: Base plate, post and handle screw - zinc die cast
Base cover and insert - ceramic
18 in. & 24 in. Bars - brass tube; 26 gage
Wall plate - steel x 18 gage; zinc plated

WEIGHTS: 18 in. Towel Bar - 1.54 lbs., 24 in. Towel Bar - 1.78 lbs.

INSTALLATION: Mount two wall plates at 17-1/4 in. center-to-center for 18 in. towel bar, 23-1/4 in. center-to-center for 24 in. towel bar with four #8 x 1-1/4 in. round head, zinc plated steel screws and plastic anchors provided. Slip towel bar posts over wall plates and tighten set screws until secure.

OPTIONAL FASTENER INFORMATION: Wood blocking is preferable behind all wall surfaces. If wood blocking is not available, the following fasteners are suggested: tile/masonry - plastic or lead anchors; plaster/drywall - toggle bolts.

SPECIFICATION: Surface mounted towel bar shall be model _____ (fill in model number) by Liberty Hardware Manufacturing Corporation.